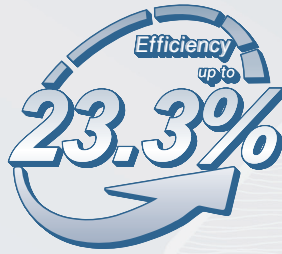


# Everest G12R Series 600-630W

**132-cell** Bifacial HJT Half Cell  
Double-glass Solar Module



### HJT-0BB Technology

Shorter current transport path, better low-light performance, and higher power generation.



### Sealing with PIB

Stronger moisture resistance, greater air impermeability to extend module lifespan.



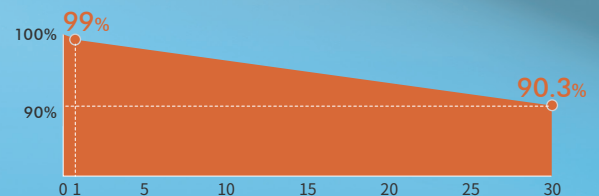
### Full Scenarios Coverage

Suitable for all scenarios, especially C&I, residential, and utility applications, lower BOS cost, lower LCOE.



#### Complete System and Product Certifications:

- IEC61215, IEC61730
- ISO9001: 2015 Quality Management System
- ISO14001: 2015 Environment Management System
- ISO45001: 2018 Occupational Health and Safety
- IEC62941: 2019 Terrestrial Photovoltaic (PV) Modules-quality System for PV Module Manufacturing
- IEC/TS62994: 2019 Photovoltaic (PV) Modules Through the Life Cycle-environmental Health and Safety (EH&S) Risk Assessment-general Principles and Nomenclature



\* First year power degradation  $\leq 1\%$   
 \* Annual power degradation (2-30 year)  $\leq 0.3\%$   
 \* Power output until the 30th year  $\geq 90.3\%$

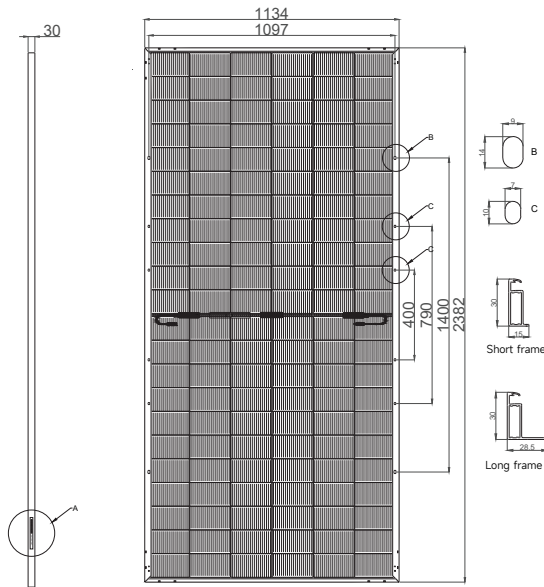
# HSN-210R-B132 600-630W

132-Half-Cell Bifacial HJT Module

- BloombergNEF Tier 1 PV module manufacturer
- Reinsurance underwritten by Ariel Re

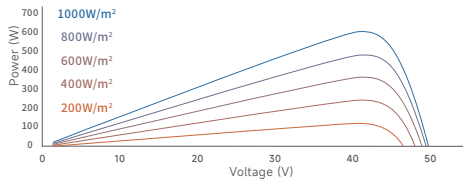
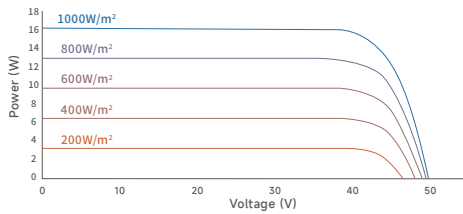
## Engineering Drawings

Unit: mm



## I-V Curve

(HSN-210R-B132DS630)



## Temperature Characteristics

Temperature Coefficient of Pmax	-0.24%/°C
Temperature Coefficient of Voc	-0.22%/°C
Temperature Coefficient of Isc	+0.04%/°C

## Operating Conditions

Nominal Operating Cell Temp.	44±2°C
Operating Temperature	-40~+85°C
Maximum System Voltage	DC1500V (IEC)
Maximum Series Fuse Rating	30A
Tolerance of Pmax	0~+3%
Power Selection	0~+5W
Bifaciality	90±5%
Safety Class	Class II

## Mechanical Characteristics

Cell Type	HJT
No. of Cells	132 (6x22)
Dimensions	2382 x 1134 x 30 mm
Weight	32.3 kg
Junction Box	IP68
Cable	4mm <sup>2</sup> ; +350/-250mm or customized; UV resistant
Connector	MC4 / MC4-Evo2 / MC4-Evo2A / PV-H4 / Z4S-abcd / PV-ZH202B
Frame	Anodized aluminum alloy frame
Max Static Load (front side/rear side)	5400Pa / 2400Pa
Glass	Dual glass, 2.0mm

## Electrical Characteristics

### STC

HSN-210R-B132	DS600	DS605	DS610	DS615	DS620	DS625	DS630
Maximum Power (Pmax/W)	600	605	610	615	620	625	630
Module Efficiency (%)	22.2	22.4	22.6	22.8	23.0	23.1	23.3
Voltage at Pmax (Vmp/V)	40.69	40.78	40.85	40.96	41.05	41.14	41.23
Current at Pmax (Imp/A)	14.76	14.85	14.95	15.03	15.12	15.21	15.30
Open Circuit Voltage (Voc/V)	48.75	48.85	48.94	49.05	49.15	49.25	49.34
Short Circuit Current (Isc/A)	15.56	15.66	15.76	15.86	15.96	16.06	16.16

STC: AM1.5, 1000W/m<sup>2</sup>, 25°C.

### BNPI

Maximum Power (Pmax/W)	672	678	684	689	695	700	706
Voltage at Pmax (Vmp/V)	40.83	40.92	40.99	41.10	41.19	41.28	41.37
Current at Pmax (Imp/A)	16.48	16.58	16.69	16.78	16.88	16.98	17.08
Open Circuit Voltage (Voc/V)	48.92	49.02	49.11	49.22	49.32	49.42	49.51
Short Circuit Current (Isc/A)	17.45	17.56	17.67	17.79	17.90	18.01	18.12

BNPI: AM1.5, 1000W/m<sup>2</sup>, 135W/m<sup>2</sup>, 25°C.

### NOCT

Maximum Power (Pmax/W)	458	461	465	469	473	477	481
Voltage at Pmax (Vmp/V)	38.84	38.92	38.98	39.09	39.18	39.26	39.34
Current at Pmax (Imp/A)	11.80	11.87	11.95	12.01	12.08	12.16	12.23
Open Circuit Voltage (Voc/V)	46.53	46.62	46.71	46.82	46.91	47.01	47.09
Short Circuit Current (Isc/A)	12.44	12.52	12.60	12.68	12.76	12.84	12.92

NOCT: AM1.5, 800W/m<sup>2</sup>, 20°C, 1m/s.

## Packaging

	40'HQ
Modules Per Pallet	36
Pallets Per Container	20
Modules Per Container	720