

# Hi-MO X6<sup>Max</sup> Explorer

LR7-72HTH

## 605~615M

- Suitable for Distribution Market
- Simple design embodies modern style
- Highest efficiency with the best energy generation performance
- Better product warranty, better service



15-year Warranty for  
Materials and Processing



25-year Warranty for Extra  
Linear Power Output

### Complete System and Product Certifications

IEC 61215, IEC 61730, UL 61730

ISO9001:2015: ISO Quality Management System

ISO14001: 2015: ISO Environment Management System

ISO45001: 2018: Occupational Health and Safety

IEC62941: Guideline for module design qualification and type approval

# LONGI



**22.8%**  
MAX MODULE  
EFFICIENCY


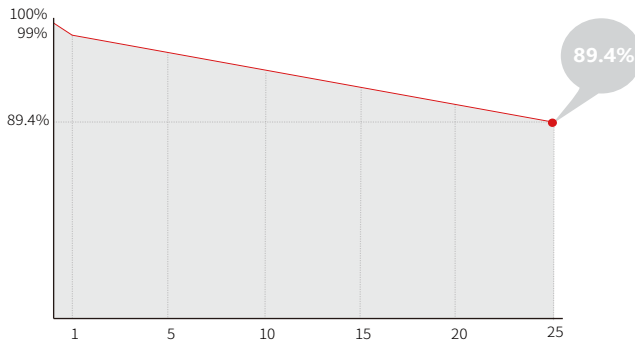
**0~5W**  
POWER BINNING  
TOLERANCE

**<1%**  
FIRST YEAR  
POWER DEGRADATION

**0.40%**  
YEAR 2-25  
POWER DEGRADATION

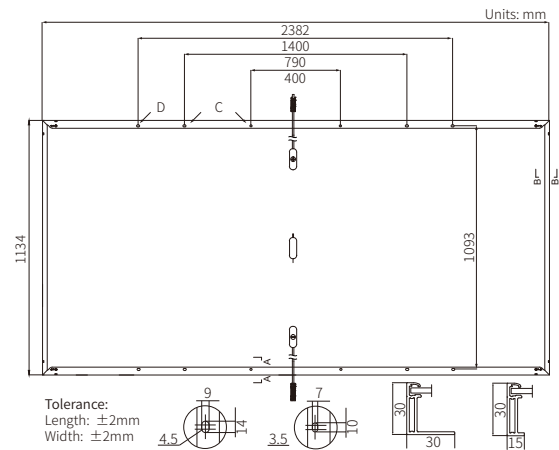
## Additional Value

25-Year Power Warranty



## Mechanical Parameters

Cell Orientation	144 (6×24)
Junction Box	IP68
Output Cable	4mm <sup>2</sup> , +400, -200mm/±1400mm length can be customized
Glass	Single glass, 3.2mm coated tempered glass
Frame	Anodized aluminum alloy frame
Weight	28.5kg
Dimension	2382×1134×30mm
Packaging	36pcs per pallet / 144pcs per 20' GP / 720pcs per 40' HC
Connector	EVO2(Staubli), PV-LR5(LONGi)



## Electrical Characteristics

STC : AM1.5 1000W/m<sup>2</sup> 25°C

NOCT : AM1.5 800W/m<sup>2</sup> 20°C 1m/s

Test uncertainty for P<sub>max</sub>: ±3%

Module Type	LR7-72HTH-605M		LR7-72HTH-610M		LR7-72HTH-615M	
	STC	NOCT	STC	NOCT	STC	NOCT
Maximum Power (P <sub>max</sub> /W)	605	452.1	610	455.9	615	459.6
Open Circuit Voltage (V <sub>oc</sub> /V)	52.27	49.17	52.42	49.22	52.57	49.36
Short Circuit Current (I <sub>sc</sub> /A)	14.74	11.91	14.80	11.95	14.87	12.01
Voltage at Maximum Power (V <sub>mp</sub> /V)	44.03	40.18	44.18	40.32	44.33	40.46
Current at Maximum Power (I <sub>mp</sub> /A)	13.75	11.26	13.81	11.31	13.88	11.36
Module Efficiency(%)	22.4		22.6		22.8	

## Operating Parameters

Operational Temperature	-40°C ~ +40°C
Power Measurement Tolerance	±3%
Power Binning Tolerance	0~5W
Maximum System Voltage	DC1500V (IEC/UL)
Maximum Series Fuse Rating	25A
V <sub>oc</sub> &I <sub>sc</sub> Measurement Tolerance	±5%
Nominal Operating Cell Temperature	45±2°C
Protection Class	Class II
Fire Rating	IEC Class C

## Mechanical Loading

Front Side Maximum Static Loading	5400Pa
Rear Side Maximum Static Loading	2400Pa
Hailstone Test	25mm Hailstone at the speed of 23m/s

## Temperature Ratings (STC)

Temperature Coefficient of I <sub>sc</sub>	+0.050%/°C
Temperature Coefficient of V <sub>oc</sub>	-0.230%/°C
Temperature Coefficient of P <sub>max</sub>	-0.280%/°C